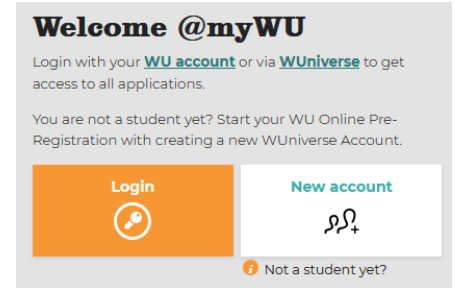


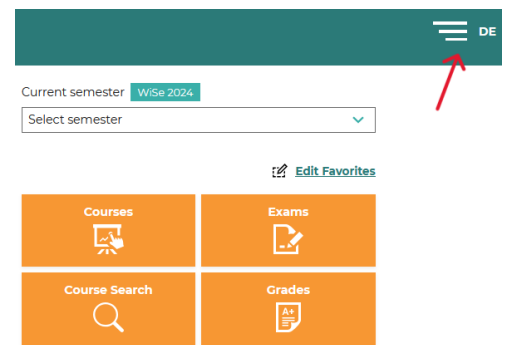
Guidelines for Thesis Management

If you have any questions, please contact studentsupport@wu.ac.at.

Step 1 Go to **myWU** <https://bach.wu.ac.at/mywu/> and log in with your WU account.



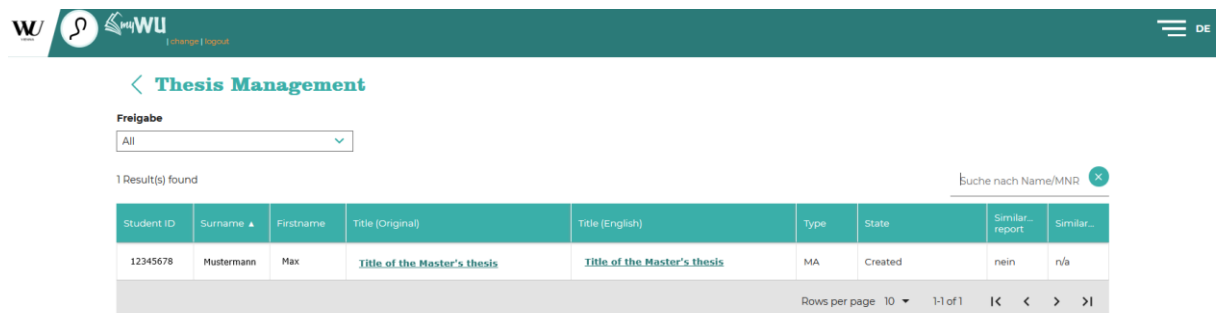
Step 2 Click on the **menu symbol** with the **three lines** at the **top right**.



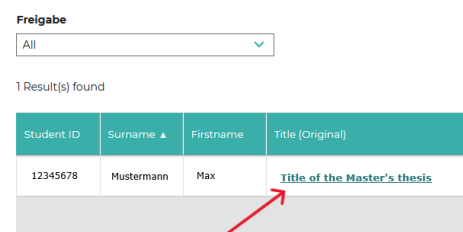
Step 3 Click on **Thesis Management** under *My workplace*.



Step 4 A thesis will be listed here once you created it in the supervision database **and** the student has logged into Thesis Management.




Step 5 Click on the title of the respective thesis.



Step 6 You can download the thesis here.


< Thesis

Details

Student	12345678
Type	Master's thesis
Language	English
Title (Original)	Title of the Master's thesis
Title (English)	Title of the Master's thesis
Reviewer(s)	Univ.Prof. Dr. Max Mustermann
Download	 PDFA.pdf (Thesis)

Step 7 To view the plagiarism report in the *Turnitin* application, click **Viewer**. You can also download and/or print the thesis using the arrow icon.

Similarity report

 Plagiarism report was created successfully.


VIEWER 94 %

Download
Print
Share ^
Technisch
Folgende
eingehalte
elektron
Text night

Step 8 To confirm the plagiarism check is unobjectionable and to approve the thesis for grading.

If the thesis requires revision by the student, you can click on **“Back to start”** to return the thesis to the student. The student can again upload a new version. You need to state a reason for this step.

Submission

 Plagiarism check for the thesis is available.

Reason (min. 10 characters)

BACK TO START

ACCEPT

To grade the thesis go to the [supervision database](#).

If there are different versions of a thesis, you can view them **History**.

History

Version	Title (Original)	Submitted at	Archived at	Reason for new version
1	Title of the Master's thesis	20.11.2024	20.11.2024	
2	Title of the Master's thesis	n/a	n/a	